









































# PHONICS



At Whitmore, children are taught to read using phonics - the sounds that make up words. Children start by learning to recognise the shapes of letters and the sounds those letters make. Children can then put the sounds together to read and write simple words. Then they learn how letters combine to make new sounds (for example, 'ch') and move on to longer words and new reading skills. We use a range of resources and interactive programs and games to help the children learn their sounds.

ch 	sh 	th 	Sound Mat				ng 	qu 	ai 		
ee 	igh 	oa 	oo 	oo 	ar 	or 	ow 	oi 	ur 	ir 	er 
ear 	air 	ure 	ay 	ou 	ie 	ea 	oy 	ue 	ue 	aw 	wh 
ph 	ew 	oe 	au 	ey 	 Remember When two vowels go walking, the first one does the talking.	a-e 	e-e 2 4 6 8 	i-e 	o-e 	u-e 